

# STEP 1

## VISIT YOUR VETERINARIAN

Every regular exam in our clinic includes a thorough dental exam. If we find signs of disease, we will recommend a treatment plan. It is important for the overall health of your pet that we take care of any dental problems we find. We will also recommend a home care plan that is a key part of keeping your pet healthy.

# STEP 2

## START AN ORAL CARE ROUTINE AT HOME

Plaque should be removed from your pet's teeth every day before it mineralizes into tartar. Brushing your pet's teeth properly each day will remove plaque buildup. In addition, you can feed specially formulated foods that help reduce the accumulation of plaque and tartar from teeth. Ask us about the best methods of home care for your pet.

# STEP 3

## SCHEDULE REGULAR DENTAL CHECKUPS

We monitor the progress of your pet's preventive program, so regular dental checkups are essential, just as twice-a-year checkups are important for people. For pets that form tartar quickly or those with a history of oral problems, frequent examinations and cleanings may be advised.

## PET DENTAL REPORT CARD

\_\_\_\_\_ dental check on \_\_\_\_\_ shows:  
pet's name \_\_\_\_\_ date \_\_\_\_\_

- NO APPARENT DENTAL PROBLEM
- PLAQUE
- BAD BREATH
- TARTAR
- RED, SWOLLEN GUMS (GINGIVITIS)
- BLEEDING GUMS (PERIODONTAL DISEASE)
- LOOSE TEETH (PERIODONTAL DISEASE)
- BROKEN TEETH
- MISSING TEETH
- FELINE ODONTOCLASTIC RESORPTIVE LESIONS (FORL)
- OTHER \_\_\_\_\_

### TREATMENT RECOMMENDATIONS:

- IN-HOSPITAL
  - Complete dental cleaning
  - Dental radiographs (X-rays)
  - Other procedures \_\_\_\_\_
- HOME CARE
  - Daily brushing \_\_\_\_\_
  - Oral care pet foods \_\_\_\_\_
  - Other \_\_\_\_\_


### EXAMINED BY:

\_\_\_\_\_

### FOLLOW-UP APPOINTMENT:

\_\_\_\_\_

## PET OWNER'S GUIDE TO ORAL CARE



# Pets Need Dental Care, Too.

© Hill's Pet Nutrition, Inc.

TM

## HOW TO PROTECT YOUR PET'S ORAL HEALTH



P-602

The "Pets Need Dental Care, Too" campaign is sponsored by the American Veterinary Medical Association, the American Veterinary Dental Society, the American Veterinary Dental College, the Academy of Veterinary Dentistry and Hill's Pet Nutrition, Inc.

©/TM Hill's and the Pets Need Dental Care, Too logo are trademarks owned by Hill's Pet Nutrition, Inc. The AVDC logo is a trademark of the American Veterinary Dental College. The AVMA logo is a trademark owned by the American Veterinary Medical Association. The AVDS logo is a trademark owned by the American Veterinary Dental Society. The AVD logo is a trademark of the Academy of Veterinary Dentistry. The VOHC logo is a trademark owned by the Veterinary Oral Health Council. ©2004 Hill's Pet Nutrition, Inc.

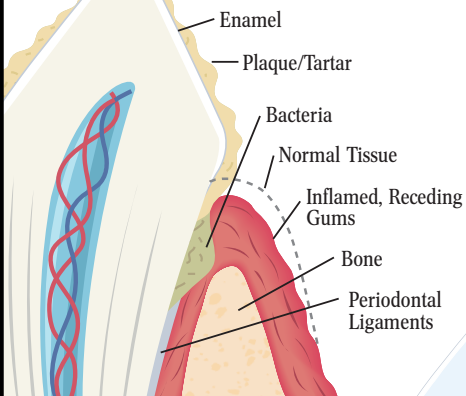
## PETS NEED DENTAL CARE, TOO™

For most of us, caring for our teeth and gums has been part of our daily routine for as long as we can remember. Just like you, your pet needs dental care, too – regular, professional care from your veterinarian and home care from you to keep plaque removed. Daily brushing and feeding special pet foods can help.

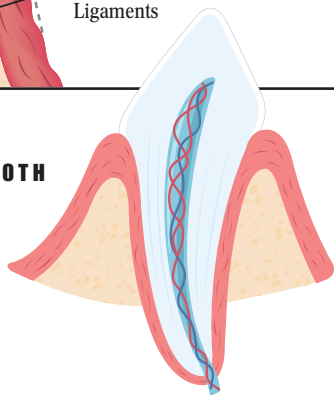
## CAUSES OF PERIODONTAL DISEASE

Plaque is a colorless film that contains large amounts of bacteria. If left unchecked, plaque builds up, creating infection, destroying gums and resulting in the loss of the tissues and bone that support the teeth. Preventive oral care can reduce the formation of plaque and help maintain proper oral health throughout your pet's life.

### MODERATE PERIODONTAL DISEASE



### NORMAL TOOTH



## SIGNS OF PERIODONTAL DISEASE

All pets are at risk for developing dental problems. Once your pet displays one or more of the warning signs below, serious periodontal disease may be present. Don't wait for these signs. Start a preventive program of veterinarian-supervised dental care today.

- ✗ Bad breath
- ✗ Yellow-brown crust on the teeth
- ✗ Bleeding gums
- ✗ Going to the food bowl but not eating
- ✗ Change of chewing habits
- ✗ Tooth loss
- ✗ Subdued behavior
- ✗ Abnormal drooling
- ✗ Dropping food out of the mouth
- ✗ Swallowing food whole



## CONTRIBUTING FACTORS

**POOR ORAL HYGIENE:** Ignoring the condition of your pet's mouth can lead to periodontal disease, tooth loss, and other health problems.

**BREED:** Periodontal disease is more common in smaller dogs and pure breed cats.

**AGE:** Periodontal disease is more common as pets grow older.

## TIPS ON BRUSHING YOUR PET'S TEETH

- ✗ Introduce a brushing program gradually; training your pet for this procedure may take several days or weeks.
- ✗ At first, dip your finger into beef bouillon for a dog or tuna water for cats and rub your finger over the pet's mouth and teeth.
- ✗ Make these initial sessions brief and positive.
- ✗ Introduce gauze on your finger with the same beef or tuna flavor and begin rubbing the teeth in a circular motion.
- ✗ Before graduating to a soft-bristle toothbrush, put a small amount of pet toothpaste on your finger and allow your pet to taste it.
- ✗ Place the toothpaste on the toothbrush and allow your pet to lick the bristles.
- ✗ Apply a small dab of toothpaste to a moist toothbrush and begin brushing gently at a 45° angle away from the gumline.
- ✗ Do not use a toothpaste designed for people; it contains ingredients that may upset your pet's stomach.

## NUTRITIONAL CONSIDERATIONS

Brushing your pet's teeth is the best way to control plaque. You can also improve and maintain your pet's oral health with a pet food designed to reduce the buildup of **plaque and tartar**. Ask your veterinarian about products awarded the VOHC® (Veterinary Oral Health Council) Seal of Acceptance and visit [www.vohc.org](http://www.vohc.org).

